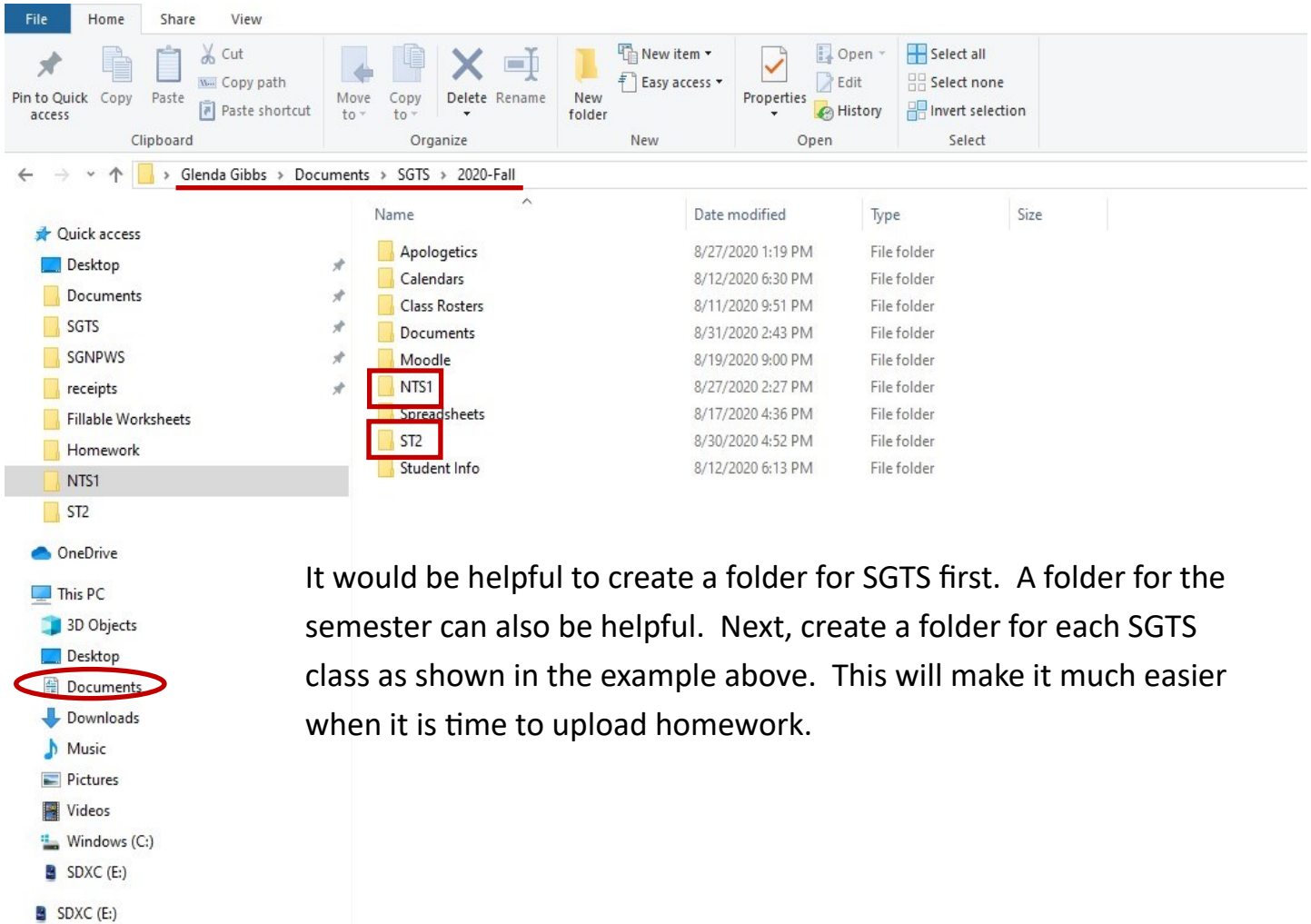
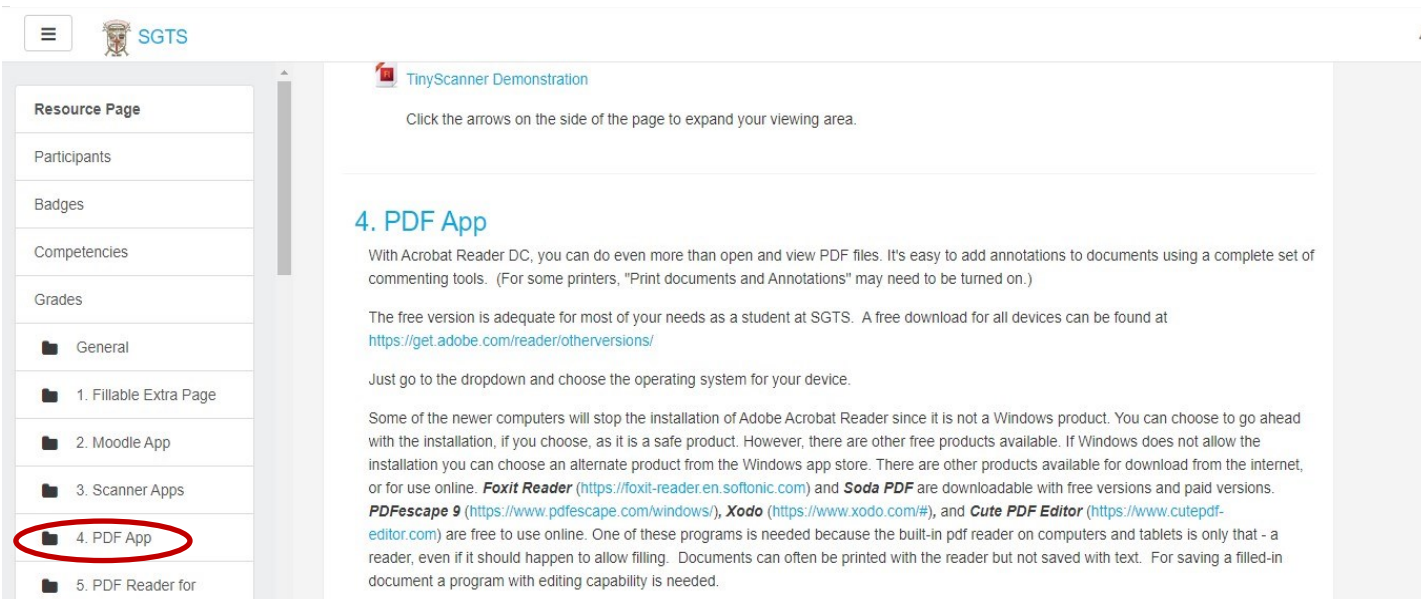


# Preparing for Moodle



It would be helpful to create a folder for SGTS first. A folder for the semester can also be helpful. Next, create a folder for each SGTS class as shown in the example above. This will make it much easier when it is time to upload homework.

It will be necessary to download a pdf program to each device used for Moodle. The default, built in, pdf reader will allow filling forms. For answers to be filled in and saved, worksheets must be filled out in a pdf program. Otherwise, when uploaded, the document will be blank. For more information, go to the Resource page, #4, PDF app.



There are several resources available that will be helpful in your studies, writing projects, and use of Moodle. A list, with access to websites, can be found on the Resource Page.

## Working with Fillable Documents

Many of the worksheets are fillable documents. Some sections, such as name and date will be one line. Answer sections are often multi-line boxes. If the text exceeds the box it will continue but will not be visible. Be sure to watch how far the text is going. If text moves up on the page, or the box, it will not be visible. Use a separate sheet to complete the text. There is a fillable document available on the Resource Page and on most of the course pages. The extra page can be substituted anytime an extra sheet of paper would be used .

5. Give biblical evidence to prove that God is a person.

A. God is a personal being not a human being. He is a person who speaks, hears, sends and bless among other activities. In John 3:16 For God so loved the world that He gave his only Son, that whoever believes in him shall not perish but have eternal life. Exodus 3:14 God said to Moses "I Am Who I Am."

Notice that at the bottom of the block the tops of letters can be seen slightly. This document continued. By clicking at the bottom of the page the unseen text becomes visible. It works, but would be better to have it on a second page. Notice the scroll bar.

11. Briefly state the doctrine of the Trinity in your own words.

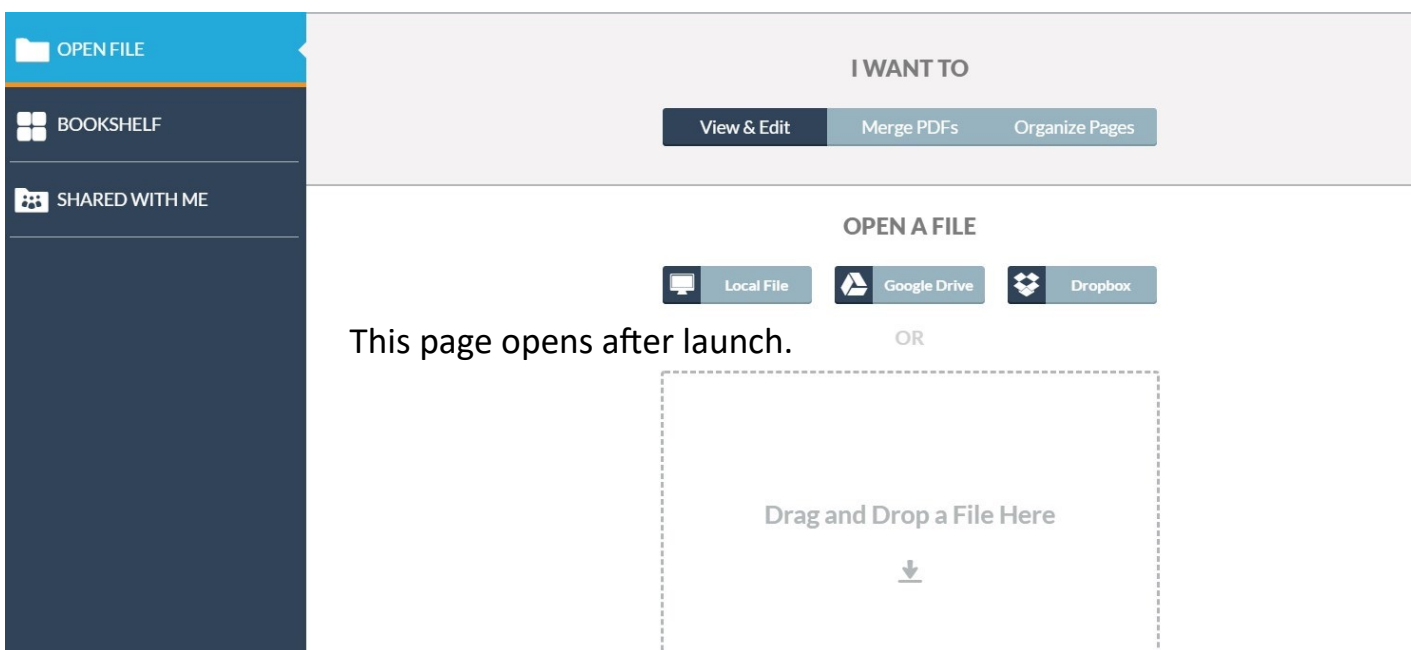

A. The doctrine of the Trinity is one God who is God the Father, Son and Holy Spirit. The three are one in one God head equally divine.

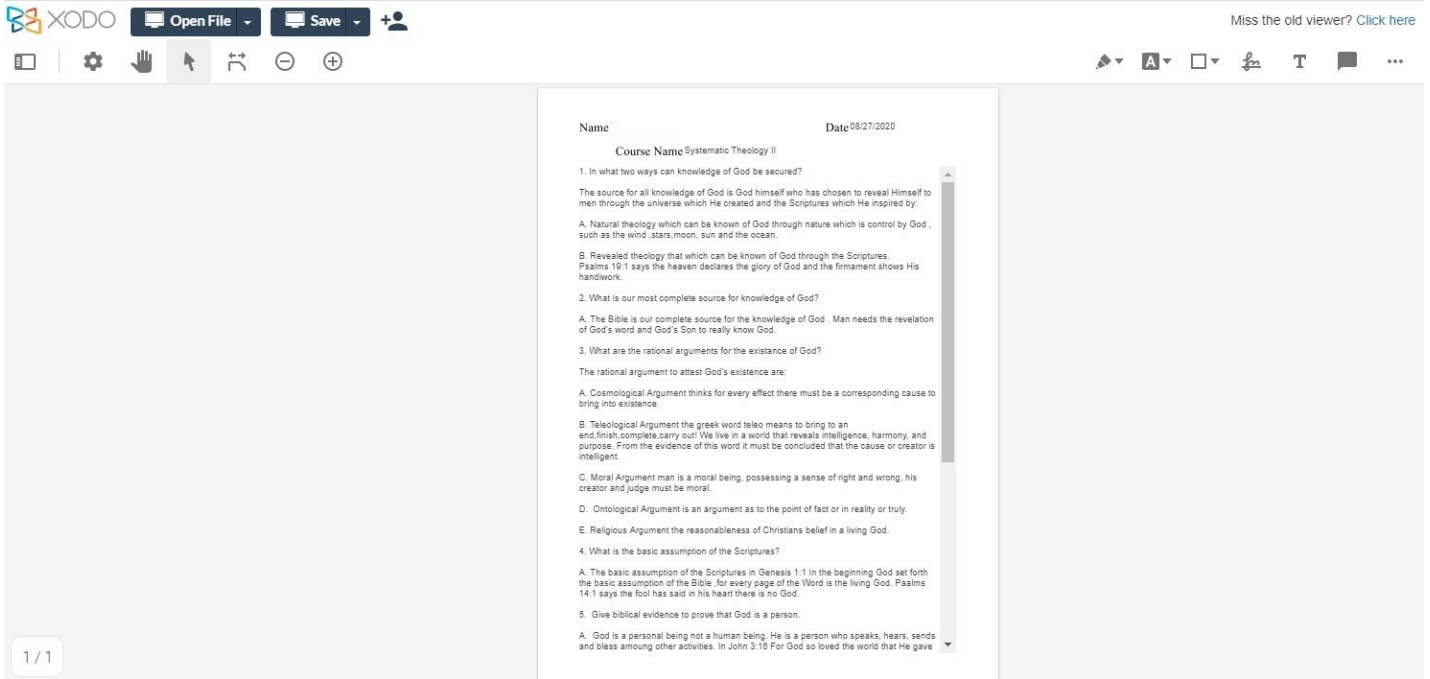
12. Why is the doctrine of the Trinity to be believed?

A. It is to be believed because the inspired Scriptures teach it.

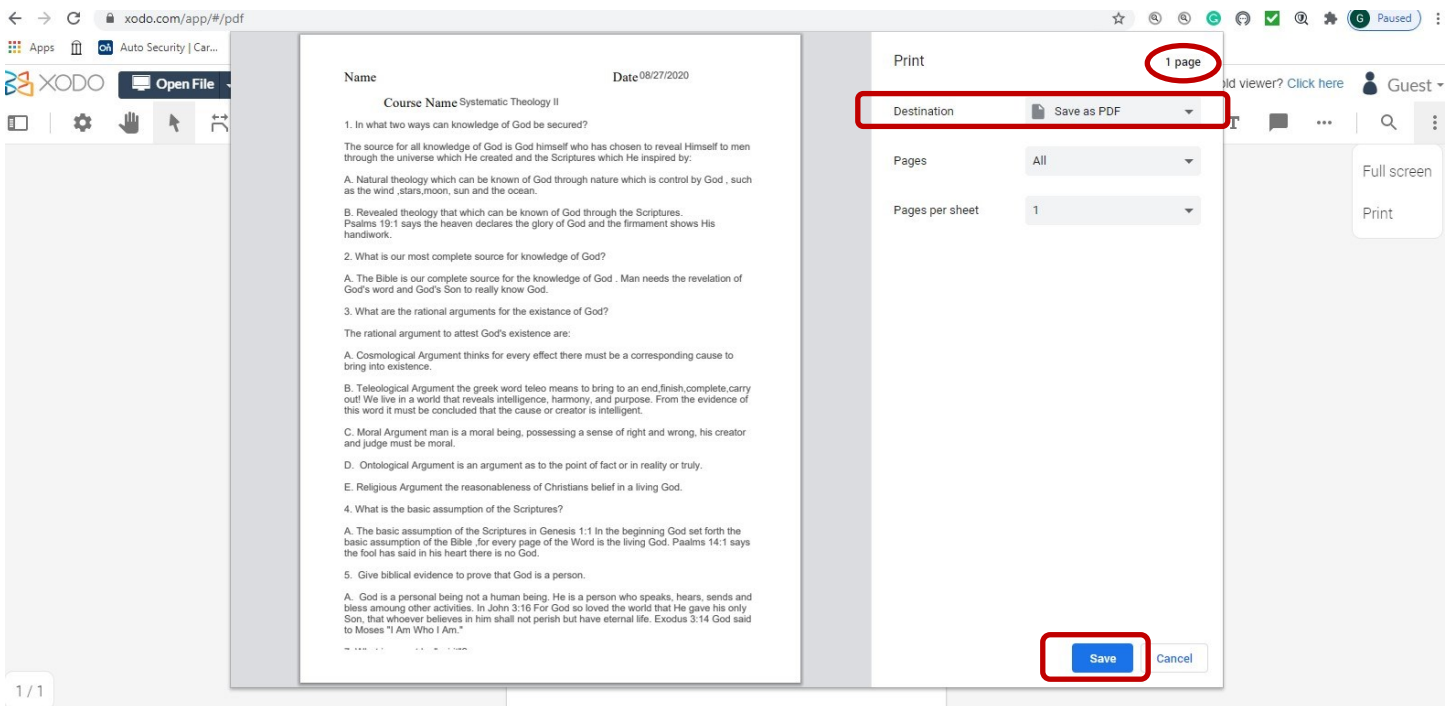
The above document was two and half pages long but all on page because the multi-line allowed the text to continue. It is important, even necessary, to have a program that processes pdf documents. Fillable documents must be downloaded and saved, preferably to a folder that is easily located. Just downloading the document is not sufficient. Most of the default, built-in pdf readers will allow text to be filled in but will not save it for export or uploading. The Resource Page, #4—PDF apps, provides links to several different free programs. Install one or utilize a version that is available for online use. After saving the downloaded document, open it to add text. When complete, or if a close becomes necessary, save the document again. This is the only way to be sure answers are available after upload. If it is the extra page save it with a new name to keep the blank available.

PDFescape 9, Xodo, and Cute PDF are free to use online - links are on the Resource Page, #4. These online versions of pdf editors do not require any purchase but may require you to register. If you want to be able to save the documents in their online space you will want to register. However it is not necessary in order to use the product. Xodo is the example being shown. Notice the “Launch Now” button and that it is compatible with various devices.

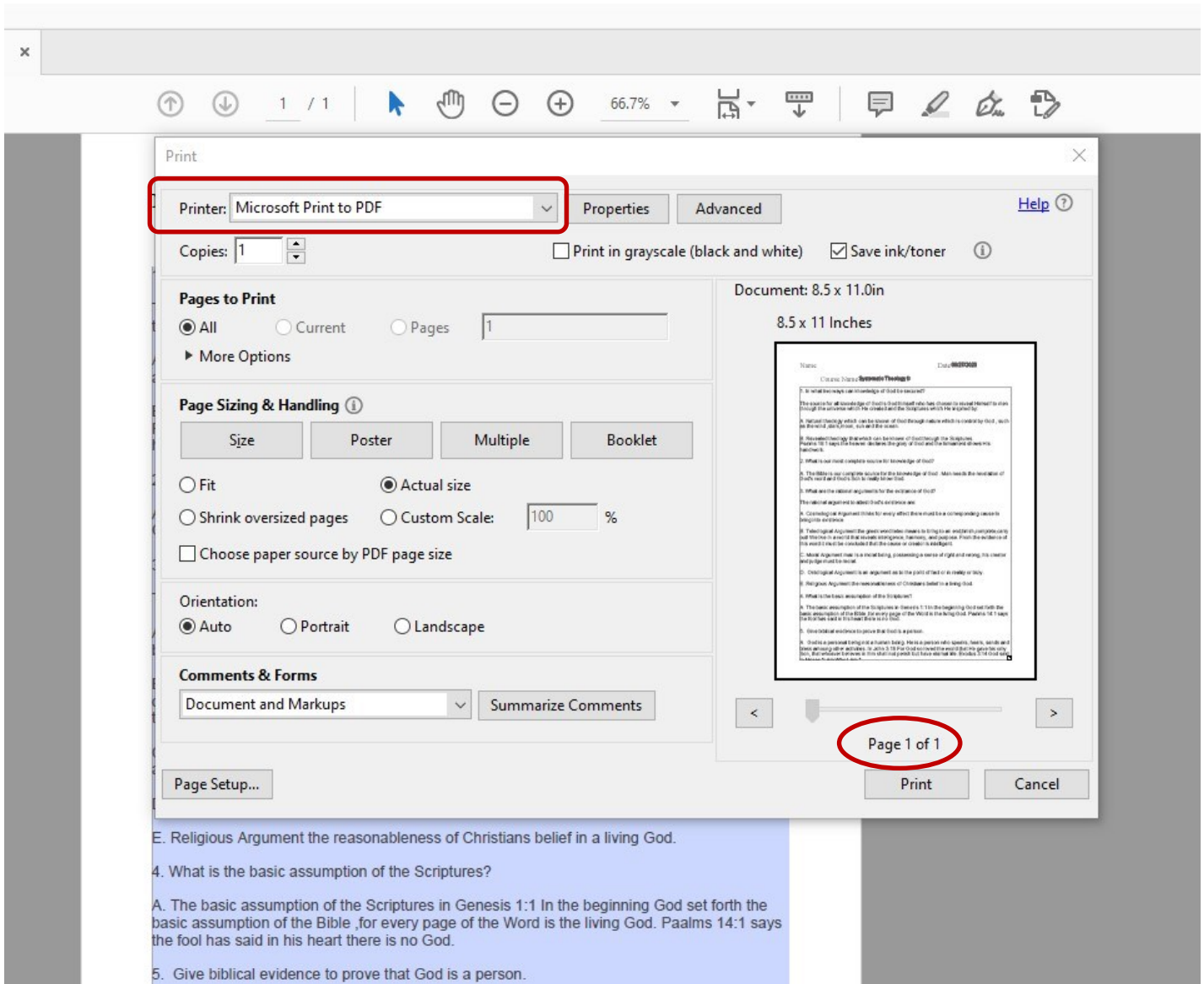




The image above shows the scroll bar, indicating how much more text is there but not visible. An alternate way to save a document is to “Print to PDF” and is available on most devices now. The online editors allow this, as shown below. Most devices (computer, smart phone and tablet) can print to pdf also. That is shown on the next page.



Notice that there is only one page to print. The excess, even when made visible will not print. This is good cause to watch the bottom of the page as you add text. A second page would print.



Notice that there is still only one page to print. The excess, even when made visible will not print. Again, this is good cause to watch the bottom of the page as you add text. A second page would print.

To print to pdf in either application requires that you choose a printer. Instead of an actual printer, choose 'print to pdf' for the online version. Choose 'Microsoft print to pdf' on a computer. Tablets and smart phones may vary according to the device manufacturer or the apps installed.